



연세대학교 원주학술정보원  
정보통신팀

# YONSEI

---

## Guide for using wireless internet service

# Table of Contents

**I. macOS**

**II. iOS, iPadOS**

I

# macOS

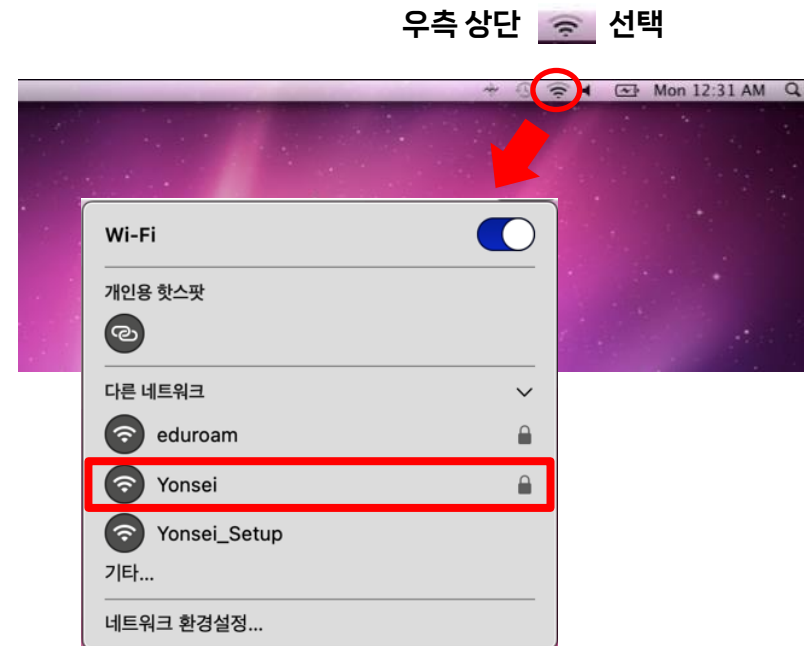
## macOS

### For Mac users

Pre-configuration is required for Wi-Fi access.

### ■ Connection Procedure

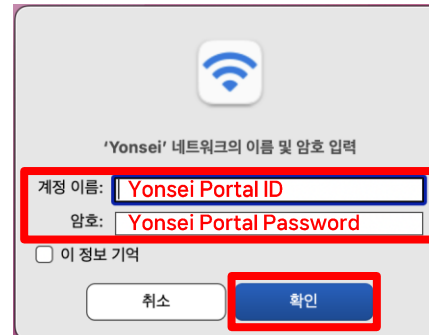
- ① Select "Yonsei" as the wireless internet name (SSID).



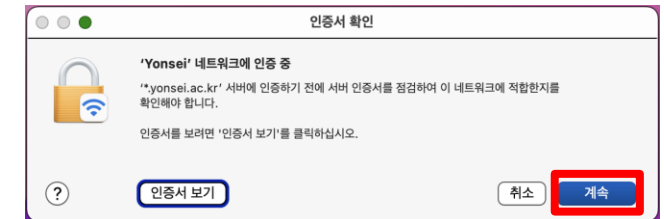
## macOS

### ■ Connection Procedure

- ② Log in with your Yonsei Portal ID/Password.
- ③ Click "Continue" in the certificate verification box.



① Enter your account information



② Certificate verification: Click "Continue"

II

# iOS/iPadOS

## iOS/iPadOS

### For iPhone, iPad users

Pre-configuration is required for Wi-Fi access.

### ■ Connection Procedure

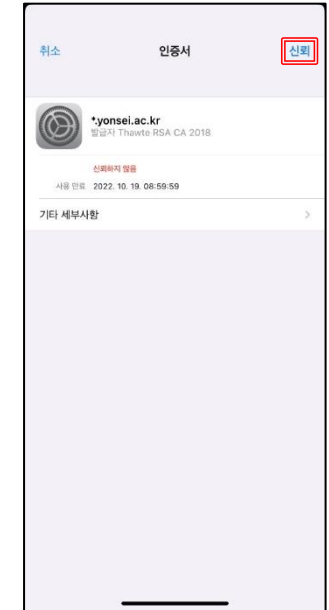
- ① Select "Yonsei" as the wireless internet name (SSID).
- ② Log in with your Yonsei Portal ID/Password.
- ③ Click "Trust" in the certificate verification box.



①  
Select "Yonsei"



②  
Enter your account  
information



③  
Verify the certificate:  
Click "Trust"

**If you still cannot connect to Wi-Fi using the "Yonsei" SSID  
even after following the manual,  
please contact Team of Communication Network.  
TEL. 033-760-2516**